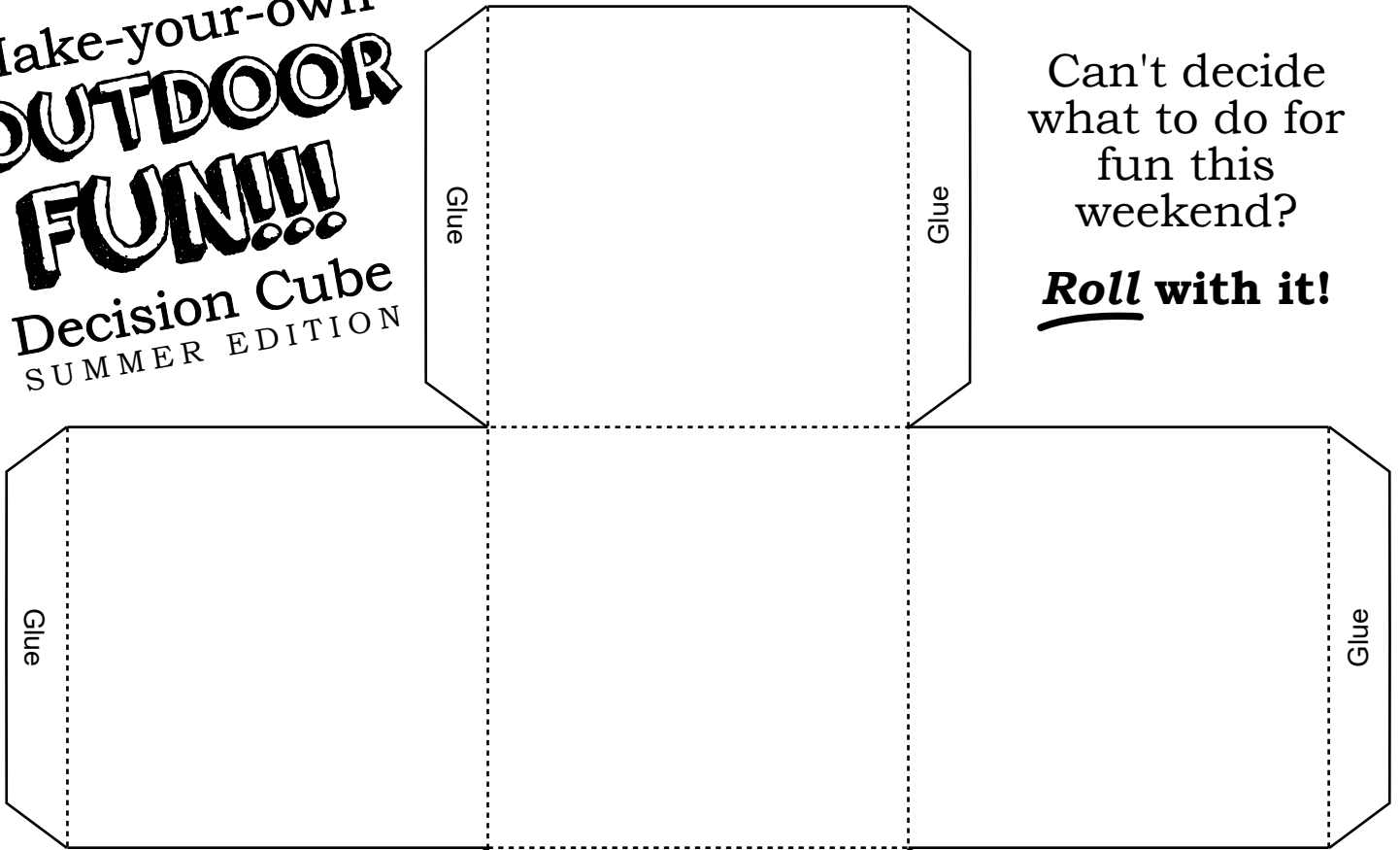


Make-your-own
**OUTDOOR
 FUN!!!**
 Decision Cube
 SUMMER EDITION

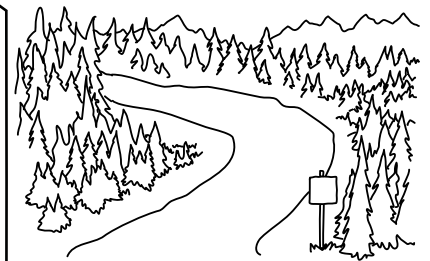
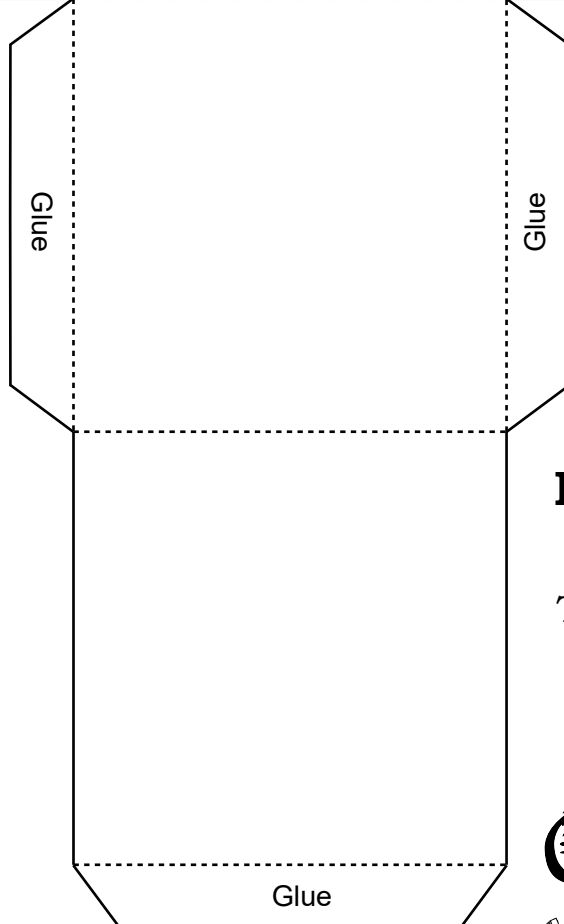
Can't decide
 what to do for
 fun this
 weekend?

Roll with it!



INSTRUCTIONS:

1. Print this template on cardstock (or regular paper, and cut out and trace it onto cardstock)
2. Print the second page with all the activity options, and choose your top six. Colour them to bring them to life! *Is there something you like to do (or somewhere you like to go) that isn't on the options sheet? Write or draw your own favourites right onto this cube template!*
3. Carefully cut out and glue your six activities onto the six squares on this template.
4. Carefully cut out the template along the solid lines.
5. Make a crisp fold along all the dotted lines.
6. Assemble into a cube, gluing each tab and pressing underneath.
7. Give it a roll!
8. Be safe, and don't forget to leave a trip plan with a trusted person.
9. Have fun!




**Went on a fun
 adventure in the
 community forest?**

**Made a cool cube
 you're proud of?**

Tag us on Facebook or
 Instagram using
 #wetzinkwa




www.wetzinkwa.ca




Hiking

Paddling




Biking

Power sports



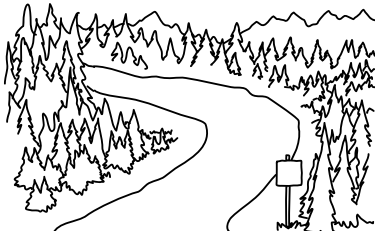

Fishing

Camping





Picnic

Birdwatching



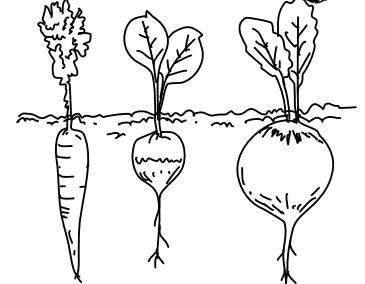
Scenic Drive

Swimming




Reading a book in the sun!

Gardening




Sports

Tag!
(You're it!)





Pets and animals

Nature walk




Campfire

Foraging



Relaxing day outside

Kid's choice!



1) Pick your favourite 6 activities! 2) colour them, 3) carefully cut out along the dotted line, 4) glue to your cube!